

How To: Downloading Office on your Personal Computer

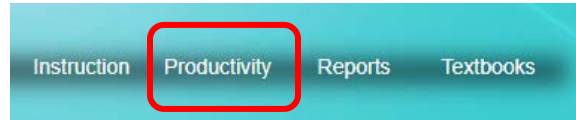


As part of our existing partnership with Microsoft, you can download the latest version of Microsoft Office on your personal Mac or PC. Here's how...


1. Log into my.sarasotacountyschools.net



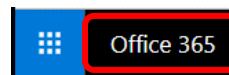
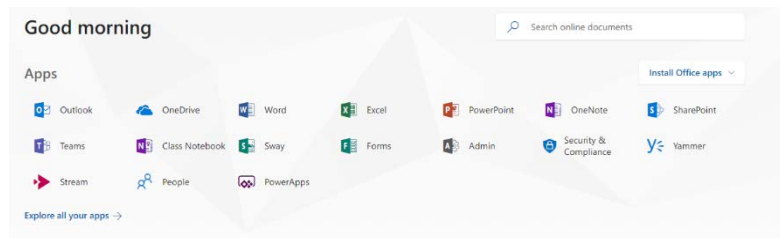
2. Click on the PRODUCTIVITY tab



3. Click the Office 365 tile



4. If you do not see this office 365 landing page click on the OFFICE 365 logo at the top left of the page



5. Click here to download and install Microsoft Office

