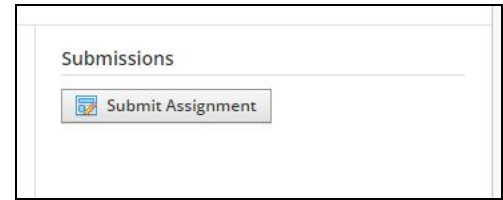


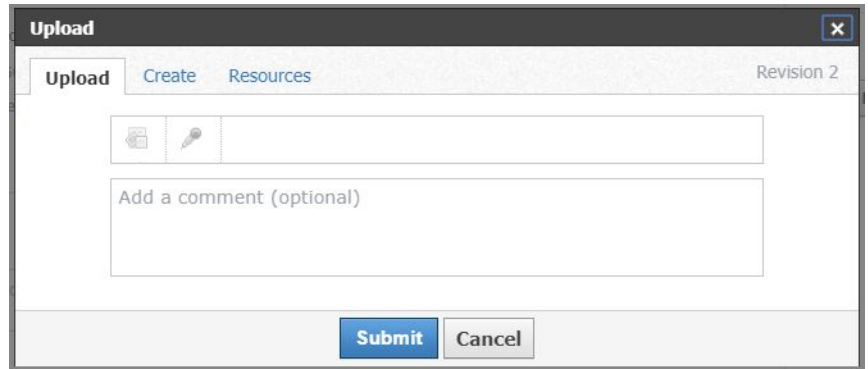
To submit to an assignment posted in Schoology:

1. Click the assignment for which you would like to make a submission.
2. Click **Submit Assignment** in the **Submissions** area in the right column.

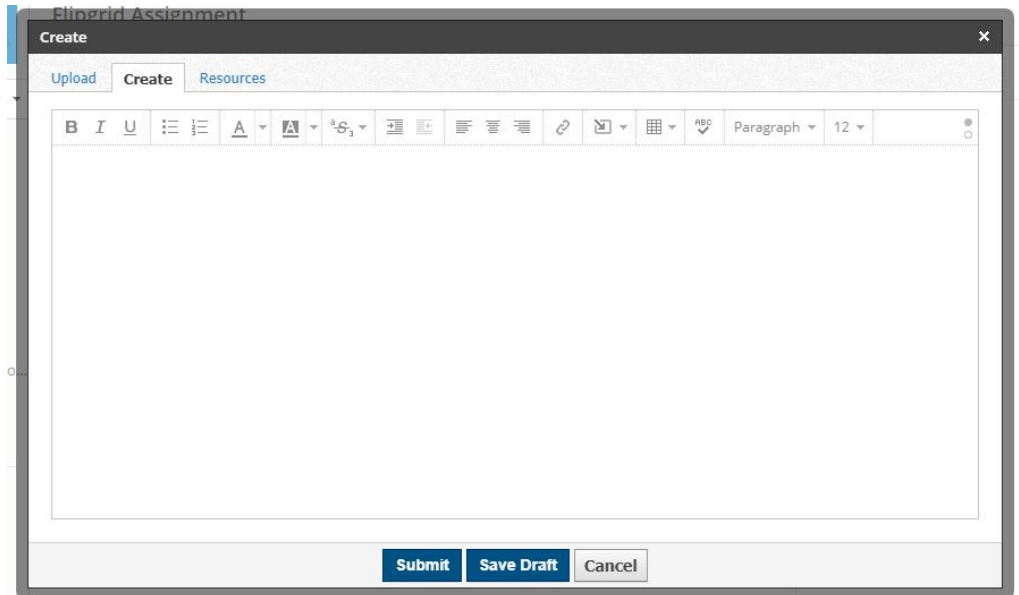


You will see a box with these 3 options:

- **Upload:** Select a file saved to the computer. Click the first icon and select the file you wish to upload. *This is how you would submit a document, photo or video taken by your computer or saved to your computer itself.*



- **Create:** Create a document on the web using the text editor. *Here you can share a link to something by using the link icon. Or type directly into the box.*



- **Resources:** Upload a file from Google Drive or OneDrive by clicking on Apps on the left and choosing the file you want to submit. *The file can be a document, spreadsheet, slides, photo, video, etc... that you saved to your Google Drive or OneDrive first.*

